

ROYAL COLLEGE OF ENGINEERING & TECHNOLOGY, AKKIKAVU, CHIRAMANANGAD, (P.O), THRISSUR (DST)


BALANCE SHEET AS AT 31-03-2019

LIABILITIES		Amount 2018-19		Amount 2017-18	ASSETS		Amount 2018-19	Amount 2017-18
Loans & Borrowings (Schedule-1)		67,01,337.04		1,25,60,324.54	Fixed Assets (schedule-3)		13,30,16,041.32	14,72,24,703.15
Current Liabilities (Schedule-2)		2,47,14,529.04		2,71,57,715.35	Security Deposits(Schedule-4)		4,47,318.00	4,47,318.00
					Current Assets (Schedule-5)		12,42,325.02	15,36,813.04
					Cash & Bank Balances (Schedule-6)		36,10,907.72	29,78,867.09
Royal Education Society & Research Centre: Less : Excess of Expenditure over Income	12,07,36,704.89 (1,38,35,978.91)	10,69,00,725.98	12,20,65,679.02 -95,96,017.63	11,24,69,661.39				
TOTAL		13,83,16,592.06		15,21,87,701.28	TOTAL		13,83,16,592.06	15,21,87,701.28

Date: 07-09-2019
UDIN: 19006390AABABT6741

Warrier & Warrier
Chartered Accountants

C.B.M. Warrier Bsc., FCA
M.No.6390



For
Royal Educational Society & Research Centre

N.V. Moidunni
N.V. Moidunni
Secretary

For Royal Educational Society & Research Centre

V.P. Saffin
V.P. Saffin
General Secretary (Gr. A)


ROYAL COLLEGE OF ENGINEERING & TECHNOLOGY, CHIRAMANANAD, (P.O), THRISSUR (DST)


INCOME & EXPENDITURE ACCOUNT FOR THE YEAR ENDED 31-03-2019


EXPENDITURE	Amount		Amount		INCOME	Amount		Amount	
	2018-19		2017-18			2018-19		2017-18	
	Rs	Ps	Rs	Ps		Rs	Ps	Rs	Ps
Advertisement	1,33,340.00		12,53,200.50		Admission fee	116300.00		42400.00	
AICTE Fee&DT fee	1,50,000.00		6,70,000.00		Application fee	56750.00		51750.00	
AMC Charges	1,56,536.00		3,78,697.00		Bank interest received	48145.00		112067.00	
Bad debts	(750.00)				Canteen Rent	60000.00		50000.00	
Bank Charges	3,730.08		8,410.98		College Vehicle Income	1027909.73		1342190.83	
Cleaning Expenses	58,023.00		57,243.00		Fine received	199732.00		144049.00	
Depreciation W/off	1,49,17,276.83		1,68,98,969.28		Hostel Income	6,67,770.30			
Diesel expenses Generator	2,81,784.75		3,64,020.94		Other Income	596606.50		669823.00	
Director of Technical Education	20,000.00				Special fee	5204582.00		6757787.00	
Donation Paid	57,150.00		1,65,250.00		Tuition fee	54030967.10		81625950.00	
Electricity charges	14,97,124.00		17,37,266.00						
ESI	5,46,097.73		6,02,479.86						
Expenses for Photostat	37,682.00		33,481.00						
Festival allowance			13,30,000.00						
Flood Relief Fund	92,024.00								
Garden Expenses	2,617.00		1,80,462.30						
Gratuity	4,76,183.00		11,12,034.00						
Hostel and Canteen expenses			1,14,390.00						
Insurance paid	44,000.00		48,008.00						
Interest paid on Term loan	7,71,896.00		12,97,545.00						
ISO	50,740.00		26,980.00						
Legal & Professional Charges	2,30,950.00		2,10,850.00						
Office Expenses	6,454.00		46,952.00						
PF paid	11,91,741.00		13,39,389.00						
Postage & telegram	12,480.00		21,094.00						
Printing & Stationary	1,56,881.50		6,13,872.50						
Profit on sale of Asset			1,81,925.26		Excess of Expenditure over Income				
Repairs & Maintenance	34,45,835.00		66,69,004.50			1,38,35,978.91		95,96,017.63	
Round off a/c		1.96		(19.86)					
Salary to Adm, faculty, technical Staff	4,65,07,086.00		5,74,09,474.00						
Scholarships/Fee Concession			1,71,635.00						


Self finance management	30,000.00	90,000.00		
Staff Welfare expenses	1,37,317.00	2,56,314.00		
Students extra curricular activities	3,65,241.00	44,07,007.00		
Students General Expenses	17,59,083.00	13,95,182.50		
Subscriptions,Membership fee & Periodicals	2,82,213.00	1,69,311.00		
Taxes& licence	40,825.00	2,500.00		
Telephone and Internet Charges	56,131.13	1,64,402.00		
Transportation expense		3,972.00		
Travelling & Accommodation expenses	1,16,398.56	1,34,111.70		
University affiliation&application	12,10,649.00	8,26,620.00		
TOTAL	7,58,44,741.54	10,03,92,034.46	TOTAL	7,58,44,741.54 10,03,92,034.46

Date: 07-09-2019
UDIN: 1905639d AAAABT6741

Warrier & Warrier
Chartered Accountants

C.B.M. Warrier Bsc., FCA
M.No.6390



For
Royal Educational Society & Research Centre

N.V. Moidunni
Secretary

For: Royal Educational Society & Research Centre

V.P. Salim
General Secretary (Gr. A)

**ROYAL COLLEGE OF ENGINEERING & TECHNOLOGY, AKKIKAVU, CHIRAMANANGAD(P.O),
THRISSUR**

SCHEDULES FORMING PART OF BALANCESHEET AS ON 31-03-2019

Schedule-1 Loans And Borrowings:	2018-19	2017-18
Term Lon		
Federal Bank Term Loan A/cno.16457100000029	54,81,620.90	1,07,77,954.40
Total	54,81,620.90	1,07,77,954.40
Vehicle Loans:		
Federal Bus Loan -0128		6,323.00
Federal Bus Loan 0136		6,028.00
Federal Bus Loan 0151	2,81,679.14	4,05,466.14
Federal Bus Loan 144	1,22,939.00	2,31,024.00
Federal Bus Loan 0056	8,15,098.00	11,33,529.00
TOTAL	12,19,716.14	17,82,370.14
Grand Total	67,01,337.04	1,25,60,324.54
Schedule-2 Current Liabilities		
Refundable Deposits:		
Alumni Association Fund	15,32,120.00	11,83,620.00
Hostel Advance- Students	9,07,115.00	10,37,115.00
Caution Deposit- Students	1,43,71,548.25	1,68,39,911.25
TOTAL	1,68,10,783.25	1,90,60,646.25
Sundry payables:		
Salary Payable	34,77,770.76	43,77,727.76
TDS Payable	79,961.00	1,87,229.00
ESI Payable	58,430.09	60,956.40
PF Payable	1,91,197.00	1,91,876.00
PTA	2,69,220.50	3,04,425.50
Suresh Retention		48,845.00
Zigma Retention	17,912.00	17,912.00
Canteen Deposit	50,000.00	50,000.00
TOTAL	41,44,491.35	52,38,971.66
Sundry Creditors:		
Chelas Textiles		22,763.00
ISYX Technologies India Pvt Ltd.	46,700.00	46,700.00
Lawrence & Mayo Pvt.Ltd	2,318.00	2,318.00
University Exam Fund	5,93,099.00	
P. Venkiteswaran		25,920.00
IETE		3,342.00
University Exam Fund	1,000.00	1,000.00
United Corporation	50,000.00	
Students Aminity Centre&Hostel store	28,83,992.44	24,53,404.44
Institution of Engineers(India) Kolkata	38,070.00	38,070.00
Staff Club	12,000.00	75,150.00
National Insurance Co Ltd		50,000.00
Wager Hygine		6,750.00
Staff Welfare	1,32,075.00	1,32,680.00
TOTAL	37,59,254.44	28,58,097.44
Grand Total	2,47,14,529.04	2,71,57,715.35

**ROYAL COLLEGE OF ENGINEERING & TECHNOLOGY, AKKIKAVU, CHIRAMANANGAD(P.O),
THRISSUR**

Schedule-4	2018-19	2017-18
Security Deposits:		
Hostel Security Deposit	2,500.00	2,500.00
Gas Deposit	6,000.00	6,000.00
KSEB Deposit	4,12,553.00	4,12,553.00
Telephone Deposit	12,800.00	12,800.00
Other Deposit	13,465.00	13,465.00
TOTAL	4,47,318.00	4,47,318.00
Schedule 5		
Current Assets, Loans & Advances		
Sundry Recievables		
Kone Elevator India Private Limited Sulthan	1,000.00	6,000.00
Food Mall (Basheer)	1,45,448.00	1,000.00
Aalilaa Busines Solutions Pvt Ltd	55,000.00	72,584.00
Khayam Petroleum	1,16,060.02	55,000.00
Spark Technomedia Pvt Ltd	1,03,240.00	(69,764.96)
Sigmos		88,240.00
Cazablaze Info Solution		79,200.00
Hupro ITS		23,000.00
Binoy M A		57,000.00
A R Security Systems	10,000.00	50,000.00
Charity Fund	(15,655.00)	10,000.00
Master Printers		36,845.00
Smart Systems		11,280.00
Galaxy Enterprices		5,000.00
Technozare	50,000.00	50,000.00
Decibel Inspention and Training Institute		1,73,000.00
Inter Cad Systems		1,50,000.00
Prolific Systems & Technologies Pvt Ltd		1,05,300.00
Person Education Services Pvt.Ltd	50,004.00	50,004.00
Vidya Acadamy	1,44,000.00	67,500.00
Sunitha Sales & Service P Ltd		20,551.00
Gopi K R		(560.00)
Staff Advance	5,83,228.00	4,95,634.00
TOTAL	12,42,325.02	15,36,813.04
Schedule 6		
Cash and Bank Balances:		
Cash in Hand	2,26,590.00	6,98,339.33
Federal Bank A/cno.7987	30,27,064.29	44,071.19
Fee Collection Federal Bank -7979	11,000.00	11,000.00
ICICI	66,278.00	64,002.00
State Bank Of India 10411663504	2,53,718.93	15,95,941.07
State Bank Of India 30835867798	26,256.50	5,65,513.50
TOTAL	36,10,907.72	29,78,867.09

Schedule-3 Fixed Assets:

Particulars	WDV as at 01/04/2018	Add. Before September	Add. After September	Deletion	Total	Depn. Rate	Depn. Amount	WDV as at 31-03-19
Building	5,96,57,173.92	0.00	0.00	0.00	5,96,57,173.92	10	59,65,717.39	5,36,91,456.53
Land	1,73,92,504.25	0.00	0.00	0.00	1,73,92,504.25	0	0.00	1,73,92,504.25
Plant & Machinery	2,76,81,501.48	2,56,873.00	1,76,840.00	0.00	2,81,15,214.48	15	42,04,019.24	2,39,11,195.24
Furniture & Fittings	1,38,40,487.28	97,208.00	0.00	0.00	1,39,37,695.28	10	13,93,769.55	1,25,43,925.73
Plant & Machinery	14,48,002.79	92,637.00	85,057.00	0.00	16,25,696.79	40	6,33,267.31	9,92,429.48
Capital Work In progress	2,72,05,033.43	0.00	0.00	0.00	2,72,05,033.43	10	27,20,503.34	2,44,84,530.09
Total	14,72,24,703.15	4,46,718.00	2,61,897.00	0.00	14,79,33,318.15		1,49,17,276.83	13,30,16,041.32